



Guam Memorial Hospital Authority Aturidåt Espetåt Mimuriåt Guåhan



850 GOV. CARLOS CAMACHO ROAD
OKA, TAMUNING, GUAM 96913
TEL: (671) 647-2444 or 647-2330
FAX: (671) 649-0145

October 9, 2009

2009 OCT 14 PM 2:33

VIA HAND DELIVERY

The Honorable Judith T. Won Pat, Ed.D.
Senator and Legislative Speaker
Chair of Committee on Education
Thirtieth Guam Legislature
Ste. 201, 155 Hesler Place
Hagåtña, Guam 96910

RE: PL 29-113 REPORTING REQUIREMENTS


Dear Speaker Won Pat:


Buenas yan Saludu! Pursuant to Public Law 29-113, we are submitting herewith a copy of our interim financial reports for the month of September 2009. We also transmitted these reports to your office through electronic mail and posted under GMHA Finances - Financial Statements in the Hospital's website.

Should you require any further information, please feel free to contact me at 647-2828.

Dangkulo Na Agradesimiento. Put respetu.

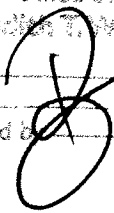
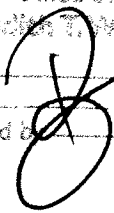
Senseramente,


Peter John D. Camacho, MPH
Hospital Administrator/CEO

PJC/jbf:ec 

Attachments

Admin Repository 100076.1

30-09-1197
Office of the Speaker
Judith T. Won Pat, Ed.D.
Date:  11:30
Time: 10/12/09
Received by: 



GUAM MEMORIAL HOSPITAL AUTHORITY

Aturidat Espetat Mimuriat Guahan
 850 GOV. CARLOS CAMACHO ROAD
 OKA, TAMUNING, GUAM 96913
 TEL.: (671) 647-2544 or (671) 647-2330
 FAX: (671) 649-0145



INTERIM FINANCIAL STATEMENT

STATEMENT OF REVENUES AND EXPENDITURES (Unaudited)

| | 10/31/2008 | 11/30/2008 | 12/31/2008 | 1/31/2009 | 2/28/2009 | 3/31/2009 | 4/30/2009 | 5/31/2009 | 6/30/2009 | 7/31/2009 | 8/31/2009 | 9/30/2009 |
|---|--------------|---------------|---------------|---------------|---------------|---------------|---------------|--------------|---------------|---------------|---------------|---------------|
| Revenues | | YTD | YTD | YTD | YTD | YTD | YTD | YTD | YTD | YTD | YTD | YTD |
| Gross Patient Revenues | \$12,348,383 | \$23,452,668 | \$34,437,470 | \$45,987,925 | \$56,380,557 | \$68,778,994 | \$81,082,239 | \$94,175,348 | \$105,782,529 | \$116,995,918 | \$128,694,290 | \$141,013,707 |
| Other Revenues | 92,783 | 171,599 | 273,354 | 374,128 | 456,487 | 555,170 | 1,443,965 | 1,528,401 | 1,628,521 | 1,730,427 | 1,837,027 | 2,451,426 |
| Total Revenues | \$6,439,609 | \$12,400,068 | \$18,342,889 | \$24,224,031 | \$31,617,092 | \$40,238,955 | \$50,065,729 | \$59,760,599 | \$67,660,182 | \$75,343,652 | \$83,391,775 | \$93,263,744 |
| Expenditures | | | | | | | | | | | | |
| Total Expenditures | \$7,445,383 | \$15,518,470 | \$23,234,259 | \$33,320,953 | \$41,480,712 | \$48,862,204 | \$55,539,497 | \$63,630,037 | \$73,897,691 | \$81,781,522 | \$91,436,354 | \$99,969,324 |
| Non-Operating Revenues | | | | | | | | | | | | |
| Total Non-Operating Revenues | 700,831 | 1,156,165 | 1,479,415 | 1,479,415 | 1,572,770 | 3,392,129 | 3,668,565 | 4,229,488 | 4,245,272 | 14,984,664 | 15,924,620 | 16,187,916 |
| Net Revenues Over/(Under) Expenditures | (\$304,942) | (\$1,962,237) | (\$3,411,954) | (\$7,617,507) | (\$8,290,850) | (\$5,231,119) | (\$1,805,203) | \$360,050 | (\$1,992,238) | \$8,546,793 | \$7,880,040 | \$9,482,337 |

Note: The Hospital has successfully completed the FY2008 Audit in March 2009. The Hospital has since entered the FY2008 auditor's adjusted entry April 2009. The entries reflect audit ending balance as of September 30, 2008, and thus moving forward.



GUAM MEMORIAL HOSPITAL AUTHORITY

Aturidat Espetat Mimuriat Guahan
850 GOV. CARLOS CAMACHO ROAD
OKA, TAMUNING, GUAM 96913
TEL.: (671) 647-2544 or (671) 647-2330
FAX: (671) 649-0145



INTERIM FINANCIAL STATEMENT

STATEMENT OF NET ASSETS (Unaudited)

| | 10/31/2008 | 11/30/2008 | 12/31/2008 | 1/31/2009 | 2/28/2009 | 3/31/2009 | 4/30/2009 | 5/31/2009 | 6/30/2009 | 7/31/2009 | 8/31/2009 | 9/30/2009 |
|---|---------------------|---------------------|---------------------|---------------------|---------------------|---------------------|---------------------|---------------------|---------------------|---------------------|---------------------|---------------------|
| Assets | | | | | | | | | | | | |
| Cash - Operations | \$2,002,016 | \$543,407 | \$805,998 | \$486,981 | \$849,123 | \$1,662,860 | \$1,925,294 | \$1,422,295 | \$835,253 | \$733,318 | \$1,765,514 | \$866,168 |
| Accounts Receivable (Net) | 33,663,747 | 34,230,499 | 33,496,577 | 33,352,071 | 34,399,213 | 36,046,691 | 37,609,625 | 39,719,590 | 40,312,037 | 39,875,570 | 39,733,335 | 40,081,207 |
| Other Assets | 52,356,481 | 51,975,373 | 50,978,068 | 50,661,434 | 50,241,992 | 52,507,133 | 52,024,485 | 51,828,462 | 51,035,840 | 49,450,010 | 46,403,527 | 44,828,084 |
| Total Assets | \$88,022,244 | \$86,749,279 | \$85,280,643 | \$84,500,486 | \$85,490,328 | \$90,216,684 | \$91,559,404 | \$92,970,348 | \$92,183,129 | \$90,058,898 | \$87,902,376 | \$85,775,458 |
| Liabilities & Fund Balance | | | | | | | | | | | | |
| Short Term Liabilities | \$37,306,474 | \$37,556,518 | \$37,495,740 | \$40,890,687 | \$42,486,626 | \$44,111,972 | \$42,006,065 | \$41,197,451 | \$42,709,026 | \$30,027,897 | \$28,525,989 | \$24,900,607 |
| Long Term Liabilities | 21,472,633 | 21,606,919 | 21,648,778 | 21,679,226 | 21,746,472 | 21,787,753 | 21,810,463 | 21,864,767 | 21,918,262 | 21,936,128 | 21,948,267 | 21,844,435 |
| Fund Balance | 29,243,137 | 27,585,843 | 26,136,125 | 21,930,573 | 21,257,230 | 24,316,960 | 27,742,875 | 29,908,129 | 27,555,842 | 38,094,872 | 37,428,120 | 39,030,416 |
| Total Liabilities & Fund Balance | \$88,022,244 | \$86,749,279 | \$85,280,643 | \$84,500,486 | \$85,490,328 | \$90,216,684 | \$91,559,404 | \$92,970,348 | \$92,183,129 | \$90,058,898 | \$87,902,376 | \$85,775,458 |

Statement of Changes in Fund Balance

| | 10/31/2008 | 11/30/2008 | 12/31/2008 | 1/31/2009 | 2/28/2009 | 3/31/2009 | 4/30/2009 | 5/31/2009 | 6/30/2009 | 7/31/2009 | 8/31/2009 | 9/30/2009 |
|--------------------------------|---------------------|---------------------|---------------------|---------------------|---------------------|---------------------|---------------------|---------------------|---------------------|---------------------|---------------------|---------------------|
| Balance at Beginning of year | \$29,548,079 | \$29,548,079 | \$29,548,079 | \$29,548,079 | \$29,548,079 | \$29,548,079 | \$29,548,079 | \$29,548,079 | \$29,548,079 | \$29,548,079 | \$29,548,079 | \$29,548,079 |
| Excess of Expense over Revenue | (304,942) | (1,962,237) | (3,411,955) | (7,617,507) | (8,290,849) | (5,231,120) | (1,805,204) | 360,050 | (1,992,238) | 8,546,793 | 7,880,040 | 9,482,337 |
| Fund Balance, Current | \$29,243,137 | \$27,585,843 | \$26,136,125 | \$21,930,573 | \$21,257,230 | \$24,316,960 | \$27,742,875 | \$29,908,129 | \$27,555,842 | \$38,094,872 | \$37,428,120 | \$39,030,416 |